

“JCR 影响因子检索” 校内打印操作示例

1. 打开“哈工大(威海)图书馆网站” <http://lib.hitwh.edu.cn/main.htm>, 点击“数据库”



2. 在“外文数据库”中，选择“JCR 期刊引证报告”。



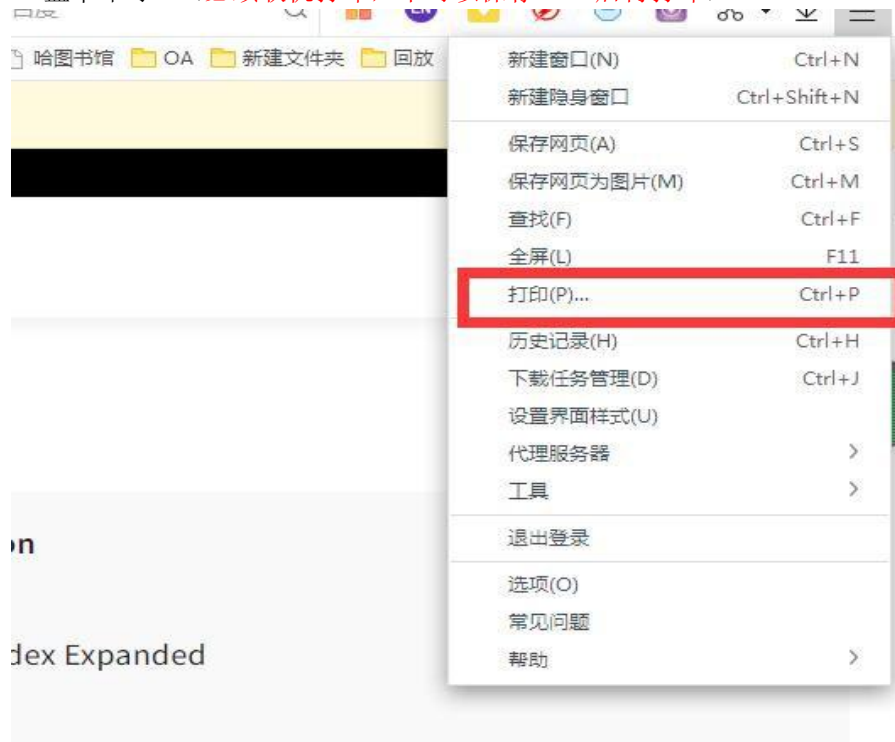
3. 点击“访问入口”链接进入



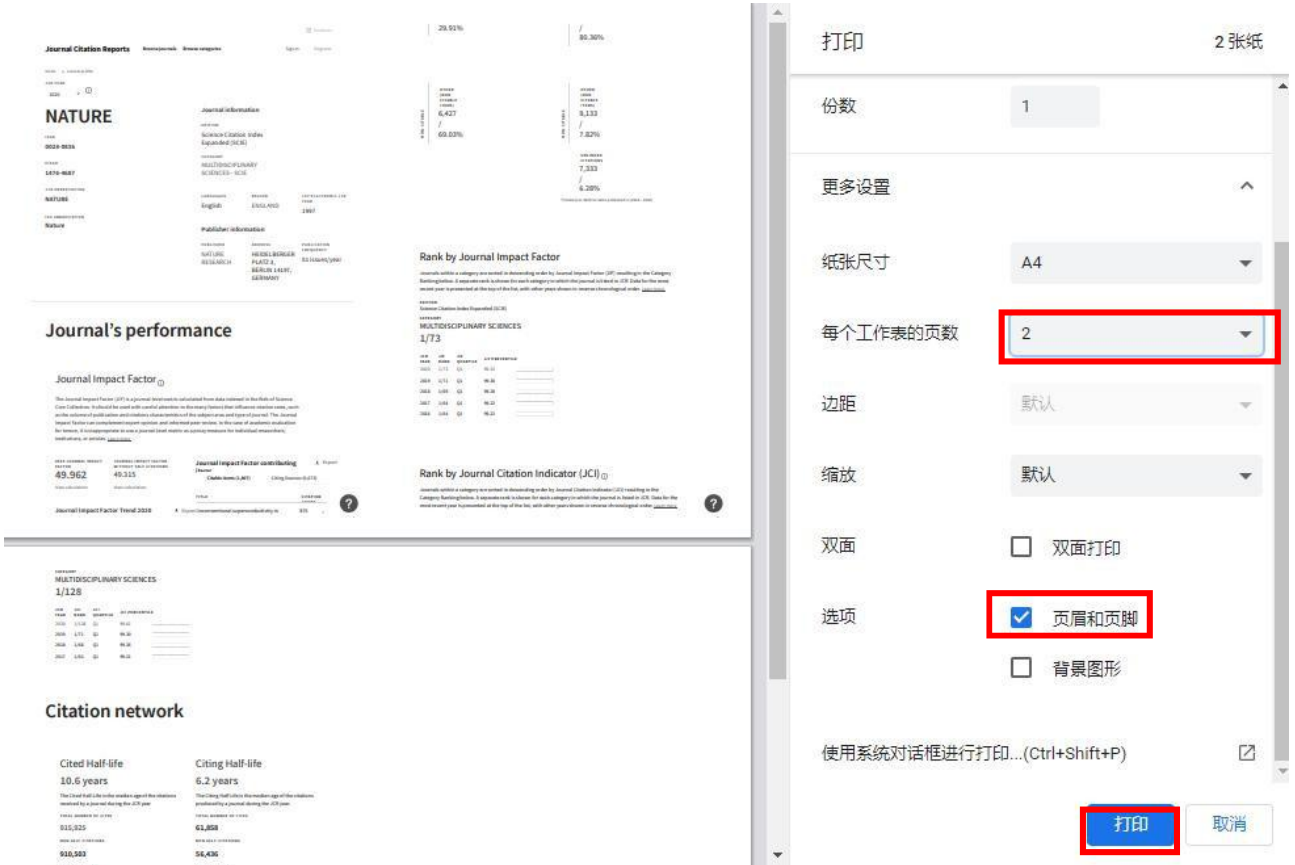
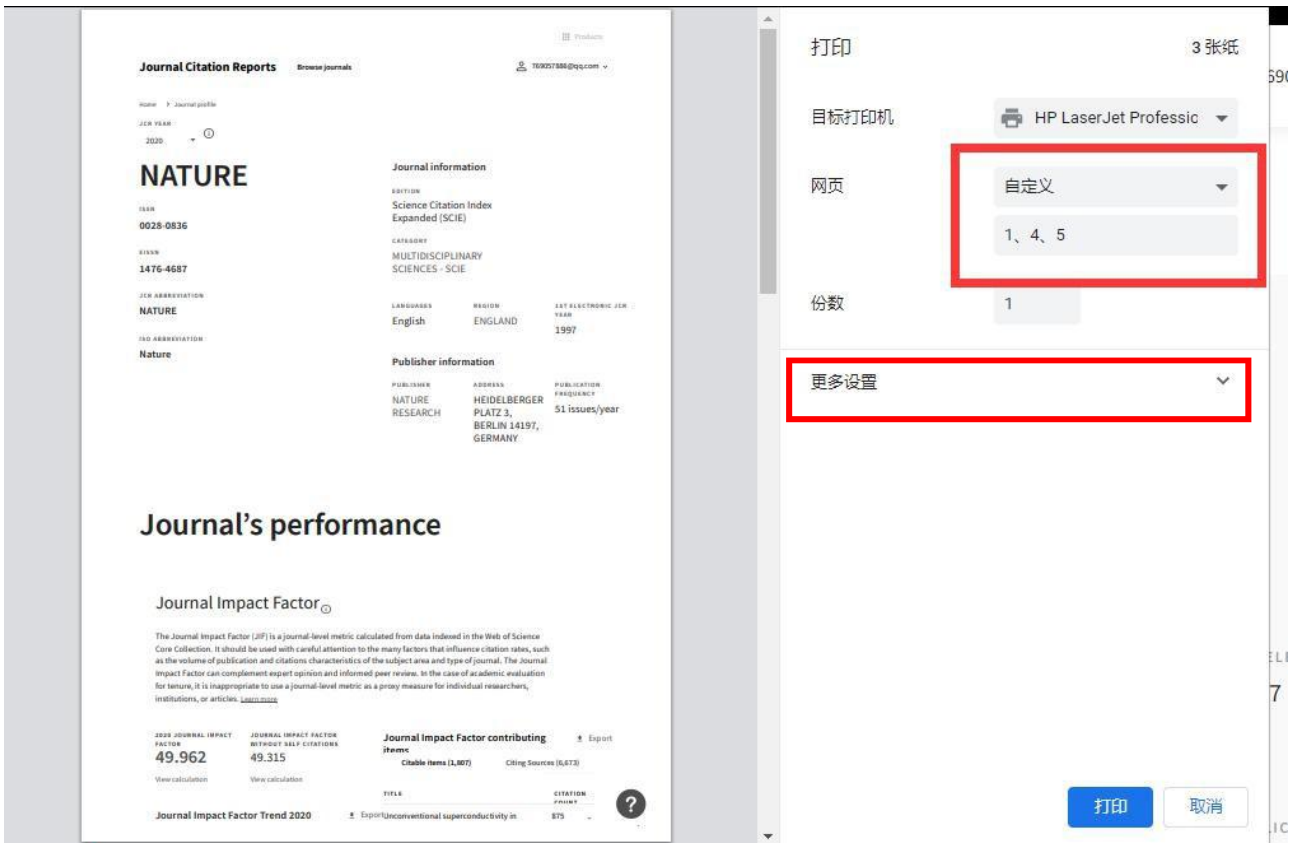
4. 在弹出的网页搜索栏中填入“期刊名称”, 点击搜索按钮。



5. 点击进入详情页面后, 选择浏览器菜单选择“打印”, 或直接按“Ctrl+P”打印相关资料, 带到图书馆C410信息咨询部盖章即可。(必须联机打印, 不可以保存 PDF 后再打印)



6. 选择打印页码“1、4、5”，勾选“页眉和页脚”，打印。



7. 将打印的结果，带到图书馆信息咨询部 C410 盖章即可。（详见下图）

2023

NATURE

ISSN 0028-0836

ISSN 1476-4887

ISSN 1364-0313

ISSN 1364-0313

ISSN 1364-0313

Journal information

ISSN 0028-0836

ISSN 1476-4887

ISSN 1364-0313

ISSN 1364-0313

ISSN 1364-0313

ISSN 1364-0313

ISSN 1364-0313

ISSN 1364-0313

ISSN 1364-0313

ISSN 1364-0313

ISSN 1364-0313

ISSN 1364-0313

ISSN 1364-0313

ISSN 1364-0313

ISSN 1364-0313

ISSN 1364-0313

ISSN 1364-0313

ISSN 1364-0313

ISSN 1364-0313

ISSN 1364-0313

ISSN 1364-0313

ISSN 1364-0313

ISSN 1364-0313

ISSN 1364-0313

ISSN 1364-0313

ISSN 1364-0313

ISSN 1364-0313

ISSN 1364-0313

ISSN 1364-0313

ISSN 1364-0313

ISSN 1364-0313

ISSN 1364-0313

ISSN 1364-0313

ISSN 1364-0313

ISSN 1364-0313

ISSN 1364-0313

ISSN 1364-0313

ISSN 1364-0313

ISSN 1364-0313

ISSN 1364-0313

ISSN 1364-0313

ISSN 1364-0313

ISSN 1364-0313

ISSN 1364-0313

ISSN 1364-0313

ISSN 1364-0313

29.81%

88.36%

6,427

69.03%

8,113

7.82%

7,333

6.28%

Rank by Journal Impact Factor

Journals within a category are ranked in descending order by Journal Impact Factor (JIF) resulting in the Category Ranking Index. It separates each journal for each category in which the journal is listed in JCR. Data for the most recent year is presented at the top of the list, with other years shown in reverse chronological order.

| Year | JIF | Rank | Category | Percentage |
|------|------|------|----------------------------|------------|
| 2023 | 17.1 | 1 | MULTIDISCIPLINARY SCIENCES | 1/73 |
| 2022 | 17.1 | 1 | MULTIDISCIPLINARY SCIENCES | 1/73 |
| 2021 | 17.1 | 1 | MULTIDISCIPLINARY SCIENCES | 1/73 |
| 2020 | 17.1 | 1 | MULTIDISCIPLINARY SCIENCES | 1/73 |

Journal's performance

Journal Impact Factor

The Journal Impact Factor (JIF) is a journal-level metric calculated from data indexed in the Clarivate Science Core Collection. It should be used with careful attention to the many factors that influence citation rates, such as the volume of publication and content characteristics of the subject area and type of journal. The Journal Impact Factor can complement impact-related and other web page metrics for the sake of academic evaluation for tenure, it is inappropriate to use a journal-level metric as a proxy measure for individual researchers, institutions, or articles.

2023 JOURNAL IMPACT FACTOR 49.962

2022 JOURNAL IMPACT FACTOR 49.315

2021 JOURNAL IMPACT FACTOR 49.315

2020 JOURNAL IMPACT FACTOR 49.315

2019 JOURNAL IMPACT FACTOR 49.315

2018 JOURNAL IMPACT FACTOR 49.315

2017 JOURNAL IMPACT FACTOR 49.315

2016 JOURNAL IMPACT FACTOR 49.315

2015 JOURNAL IMPACT FACTOR 49.315

2014 JOURNAL IMPACT FACTOR 49.315

2013 JOURNAL IMPACT FACTOR 49.315

2012 JOURNAL IMPACT FACTOR 49.315

2011 JOURNAL IMPACT FACTOR 49.315

2010 JOURNAL IMPACT FACTOR 49.315

2009 JOURNAL IMPACT FACTOR 49.315

2008 JOURNAL IMPACT FACTOR 49.315

2007 JOURNAL IMPACT FACTOR 49.315

2006 JOURNAL IMPACT FACTOR 49.315

2005 JOURNAL IMPACT FACTOR 49.315

2004 JOURNAL IMPACT FACTOR 49.315

2003 JOURNAL IMPACT FACTOR 49.315

2002 JOURNAL IMPACT FACTOR 49.315

2001 JOURNAL IMPACT FACTOR 49.315

2000 JOURNAL IMPACT FACTOR 49.315

1999 JOURNAL IMPACT FACTOR 49.315

1998 JOURNAL IMPACT FACTOR 49.315

1997 JOURNAL IMPACT FACTOR 49.315

1996 JOURNAL IMPACT FACTOR 49.315

1995 JOURNAL IMPACT FACTOR 49.315

1994 JOURNAL IMPACT FACTOR 49.315

打印页面样例

Rank by Journal Citation Indicator (JCI)

Journals within a category are ranked in descending order by Journal Citation Indicator (JCI) resulting in the Category Ranking Index. It separates each journal for each category in which the journal is listed in JCR. Data for the most recent year is presented at the top of the list, with other years shown in reverse chronological order.

| Year | JCI | Rank | Category | Percentage |
|------|------|------|----------------------------|------------|
| 2023 | 17.1 | 1 | MULTIDISCIPLINARY SCIENCES | 1/73 |
| 2022 | 17.1 | 1 | MULTIDISCIPLINARY SCIENCES | 1/73 |
| 2021 | 17.1 | 1 | MULTIDISCIPLINARY SCIENCES | 1/73 |
| 2020 | 17.1 | 1 | MULTIDISCIPLINARY SCIENCES | 1/73 |